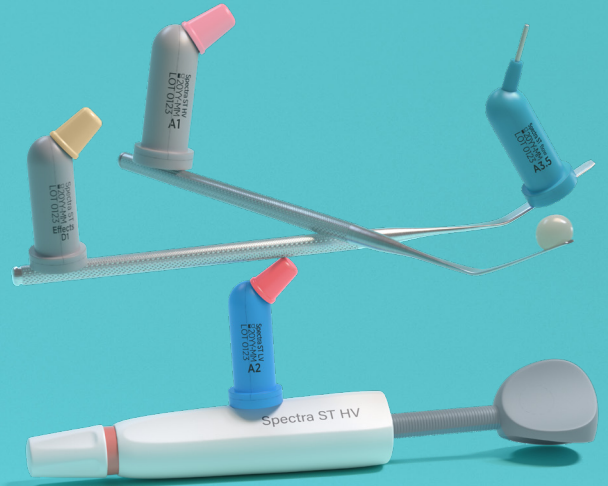


# Discover the balance of the full SPECTRA

The Neo Spectra™ ST composite family adapts to the way you want to work and provides the right balance of handling, viscosities, and shades. It's exactly what you need and nothing more.  
**You'll love the simplicity of Neo Spectra™ ST.**



## FIND BALANCE IN YOUR PROCEDURE

The Neo Spectra™ ST composite family has you covered across all cavity classes, in both anterior and posterior restorations.

## COVERAGE FOR VIRTUALLY ANY CASE



**74%** of dentists complain about the handling properties of composites.<sup>1</sup>

## Discover your preferred handling

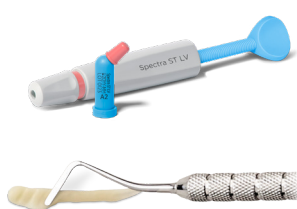
Not all composites are created equal. Neo Spectra™ ST's proprietary SphereTEC® Filler Technology enables excellent adaptation and handling, with options that work the way you want.

- Doesn't stick to hand instrument
- Easy to sculpt and shape
- Adapts easily to cavity surfaces
- Excellent slump resistance

**High Viscosity (HV)**  
Firm + Packable



**Low Viscosity (LV)**  
Creamy + Spreadable



**Flowable**  
Flows on Demand



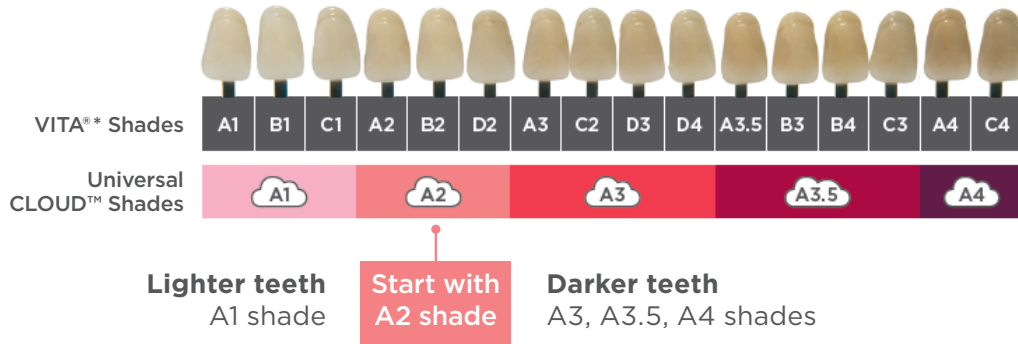
80% of patients are reportedly aware of color differences between restored and adjacent teeth.<sup>2</sup>

14% of chair time may be spent selecting the right composite shade for patients.<sup>3</sup>

## Discover simplified shade matching

Become the ultimate matchmaker and save time with Neo Spectra™ ST's advanced blending capability known as the chameleon effect. One universal CLOUD™ shade is all you need for the majority of cases.

- Choose from 5 universal CLOUD™ shades covering the full VITA®\*\* range
- Start with A2 shade for posterior and most common cases
- Opaque dentin, translucent enamel, and bleach white shades are available when you need them
- Easier and faster shade selection with less inventory to maintain



70% of restorative dentistry can be attributed to replacements of failed restorations.<sup>4</sup>

## Discover restorations that last

Trust the Neo Spectra™ ST family with your practice's most valuable metric: happy patients.



Esthetics and durability after 5 years.

Source: Paul Drehmann, winner Global Clinical Case Contest 2017  
Photography: Dr. Britta Hahn (Tutor)



Treatment of a pronounced diastema after 2 years.

Source: Prof. Dr. Claus-Peter Ernst

57% of dentists frequently see composite staining at recall appointments.<sup>5</sup>

## Competitor comparison after placement in red wine for 4 days<sup>6</sup>

Neo Spectra™ ST



Filtek Supreme Ultra\*\*



Tetric Prime\*\*\*



When it comes to your composite, don't compromise. You really can have it all.

Discover the full Spectra at [DentsplySirona.com](https://DentsplySirona.com).

\*Not a registered trademark of Dentsply Sirona

\*\*Trademark of 3M

\*\*\*Trademark of Ivoclar

References: 1. Dentsply Sirona Restorative, Europe composite user survey 2015, n=297. 2. Joiner A. Tooth color: a review of the literature. J Dent. 2004;32:3-12. 3. Dentsply Sirona Restorative, GNY 2016 Attendee Survey (n=42). Based on a 37-minute Class II procedure. 4. Murray PE, Windsor LJ, Smyth TW, Hafez AA, Cox CF. Crit Rev Oral Biol Med. 2002; 13(6):509-20. 5. Class II Composite Insights, Greater New York Dental Show Survey, 2016, n=42. 6. Internal data on file. For more information, contact Consumables-Data-Requests@dentsplysirona.com