

# PANAVIA™ *Veneer* LC

---

Light-Cure Formulation for  
Esthetic Ceramic Restorations



“PANAVIA™ Veneer LC” is a light-cure, resin cement with excellent color stability, high wear resistance, provides ample working time, and offers fast and easy clean up.

Indicated for permanent cementation of

- Veneers
- Inlays and onlays with less than 2mm in thickness.\*



\*in case of using “KATANA™ Zirconia” less than 1.2mm, please refer to the Instructions for Use.

## CHALLENGING TASK, GREAT SOLUTION

It is possible to reduce the time and effort involved in veneer placement with a cement that supports homogeneous cement application, smooth veneer positioning, easy excess removal, and quick polishing. “PANAVIA™ Veneer LC” offers all of these features, while giving the clinician all the control thanks to the nano cluster technology.

## NANOCLUSTER TECHNOLOGY

Non-sticky – the resin cement offers an excellent and ideal consistency for easy and secure application across the intaglio surface, as it does not stick to the application tip due to nanocluster filler technology.

Newly developed spherical silica fillers in the cement provide stability and allows for flow when the veneer is seated on the tooth – for easy placement, without drifting or sagging (Figure 1). Cement paste offers a long working time of 160 seconds (200 seconds with “PANAVIA™ V5” Tooth Primer) that facilitates simultaneous placement of multiple veneers.


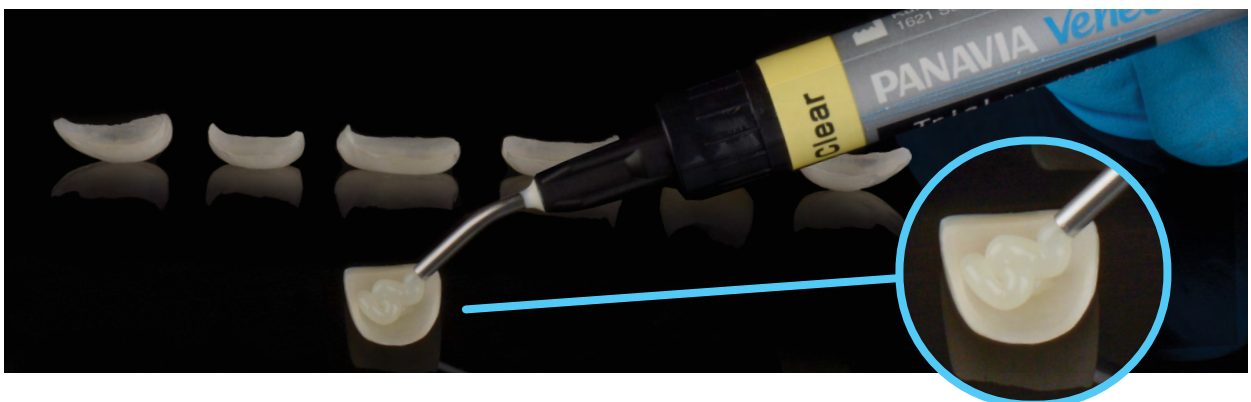


Figure 1: Excellent paste handling – Easy to use  
Source: Kuraray Noritake Dental Inc.



## HIGHLY ESTHETIC WITH GLOSS RETAINING CEMENT MARGINS

Great polishability and gloss retention – a great polishability and an excellent gloss retention support esthetic margins over time (Figure 2).

Five highly esthetic shades - each shade entails individual characteristics that provide, predictable, lifelike results easily. The “PANAVIA™ Veneer LC” matching try-in pastes are from the “PANAVIA™ V5” system. These pastes will provide an accurate simulation of the final appearance of your restorations.

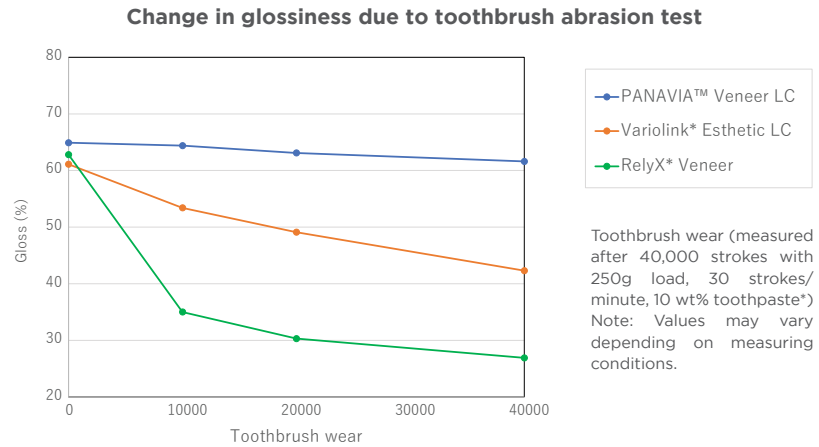


Figure 2 | Source: Kuraray Noritake Dental Inc. | \* Not a trademark of KURARAY CO., LTD

### “PANAVIA™ Veneer LC” Paste



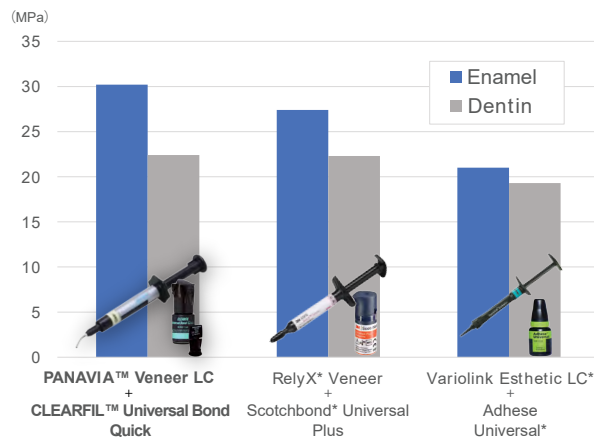
### “PANAVIA™ V5” Try-in Paste



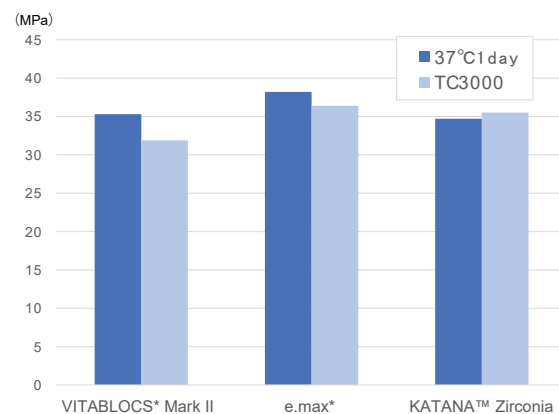
Photos courtesy of Dr. Sergio Arias

## HIGH BOND STRENGTH WITH ORIGINAL MDP MONOMER

### Shear bond strength to human teeth Great adhesion to both enamel and dentin



### Shear bond strength to prosthetic material



Source: Kuraray Noritake Dental Inc. \* Not a trademark of KURARAY CO., LTD

# CEMENTATION PROCEDURE

## Cementation of Laminate Veneers\* Silica-Based Ceramics

Clean and dry the tooth surface in the usual manner.

"KATANA™ Cleaner" is available to clean the prepared tooth.



**1.** As necessary, trial fit the Laminate Veneer using "PANAVIA™ V5" Try-in Paste, wash and remove.



**2.①** Apply hydrofluoric acid (HF), then rinse and dry.  
② Apply "CLEARFIL™ CERAMIC PRIMER PLUS" and dry.



**3.** Apply phosphoric acid (K-ETCHANT Syringe) to the enamel, leave for 10 sec., rinse and dry.



**4-1.** Apply "PANAVIA™ V5" Tooth Primer, leave for 20 sec. and thoroughly dry with mild air.



or



**5.** Dispense cement and fit the veneer.



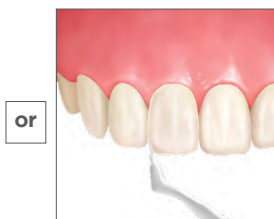
**4-2.** Apply "CLEARFIL™ Universal Bond Quick" with rubbing motion. No waiting time. Then dry until bond does not move (more than 5 sec.).



**6 A-1.** Tack-cure for 1 sec.



**6 A-2.** Remove excess with a dental explorer.



or



**6 B-1.** Remove the uncured paste with a dental instrument/brush.



**7.** Light-cure each area and margins.

\*Only for restorations that are less than 2.0 mm thickness and of sufficient translucency

## ORDERING INFORMATION



**#4502-KA**  
"PANAVIA™ Veneer LC"  
Introductory Kit

1x "PANAVIA™ Veneer LC" Cement Paste 0.9g/0.5ml Clear  
1x "PANAVIA™ V5" Cement Try-in Paste  
1x "CLEARFIL™ Universal Bond Quick" 1ml  
1x "CLEARFIL™ CERAMIC PRIMER PLUS" 1ml  
1x K-ETCHANT Syringe 3ml  
20x Needle Tips | 5x Applicator Tips  
50x Applicator Brushes | 1x Mixing Dish



1x "PANAVIA™ Veneer LC" Cement  
Refill Paste 2.6g/1.5ml  
5x Applicator Tips

**#4504-KA** (Soft White) **New shade**  
**#4505-KA** (Universal (A2))  
**#4506-KA** (Clear)  
**#4507-KA** (Brown (A4))  
**#4508-KA** (White)



**#4513-KA**  
"PANAVIA™ Veneer LC"  
Applicator tip x 20

## YOUR CONTACT

### Kuraray America, Inc.

32 Old Slip Phone (800) 879-1676  
Floor 7 Fax (888) 700-5200  
New York, NY 10005 E-mail info@kuraraydental.com  
Website www.kuraraydental.com

- Before using this product, be sure to read the Instructions for Use supplied with the product.
- The specifications and appearance of the product are subject to change without notice.
- Printed color can be slightly different from actual color.

"PANAVIA" and "CLEARFIL" are registered trademarks or trademarks of KURARAY CO., LTD.  
"KATANA" is a registered trademark or trademark of NORITAKE CO. LIMITED



**Kuraray Noritake Dental Inc.**

1621 Sakazu, Kurashiki, Okayama 710-0801, Japan

**R Only**

