




# Prime&Bond® universal Universal Adhesive

		
20 sec Agitate slightly	5 sec Remove solvent	Cure ≥ 550 mW/cm <sup>2</sup> : 20 sec ≥ 800 mW/cm <sup>2</sup> : 10 sec





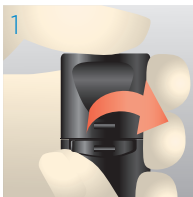
Caution, consult  
directions for use



THE DENTAL  
SOLUTIONS  
COMPANY™

 Dentsply  
Sirona

## Step by step instructions:



### Preparation

Pull off originality seal.

Flip Top Bottle can be opened and closed with one hand. Do not screw off the cap.

Dispense **Prime&Bond® universal** into a CliXdish™.

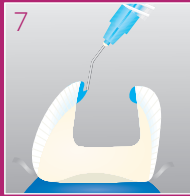
In a closed CliXdish™ **Prime&Bond® universal** remains usable for up to 30 minutes.

To close the bottle, press down the cap until it locks in place with a perceptible “click”.

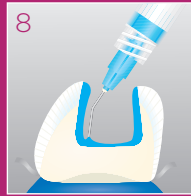


Cleaning &  
Disinfection  
Disassemble  
CliXdish™  
for reprocessing.

## OPTIONAL



Etching  
Start etching at  
enamel margins.



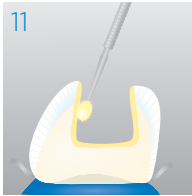
Extend to dentin.



Rinsing  
Remove acid gel  
and rinse.

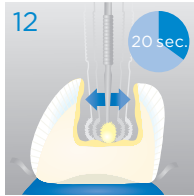


Remove excess  
water.  
**Do not  
desiccate!**

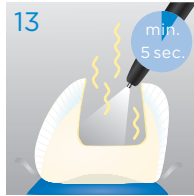


### Application

Apply Prime&Bond® universal to all cavity surfaces. **Avoid pooling.**



Keep Prime&Bond® universal slightly agitated for 20 seconds.



### Evaporation

Evaporate solvent with air for at least 5 seconds.



### Light Curing

$\geq 550 \text{ mW/cm}^2 = 20 \text{ s}$   
 $\geq 800 \text{ mW/cm}^2 = 10 \text{ s}$

Dentsply DeTrey GmbH  
 De-Trey-Str. 1  
 78467 Konstanz  
 GERMANY  
[www.dentsplysirona.com](http://www.dentsplysirona.com)

© 2018 Dentsply Sirona

K102231-02